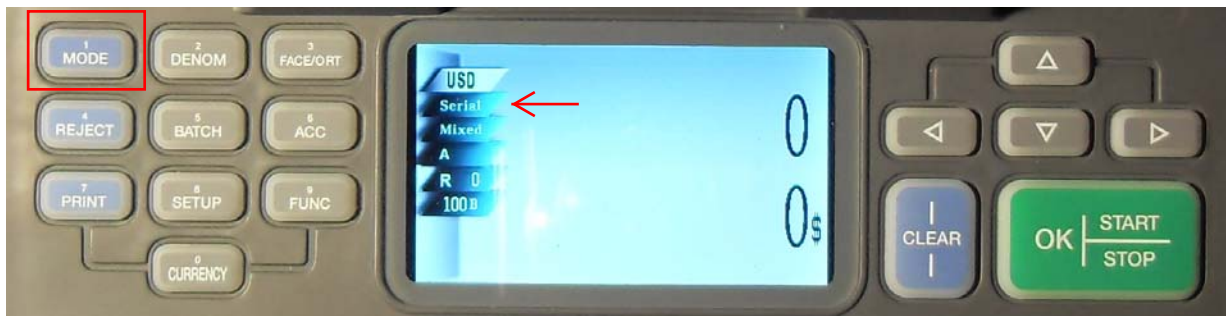
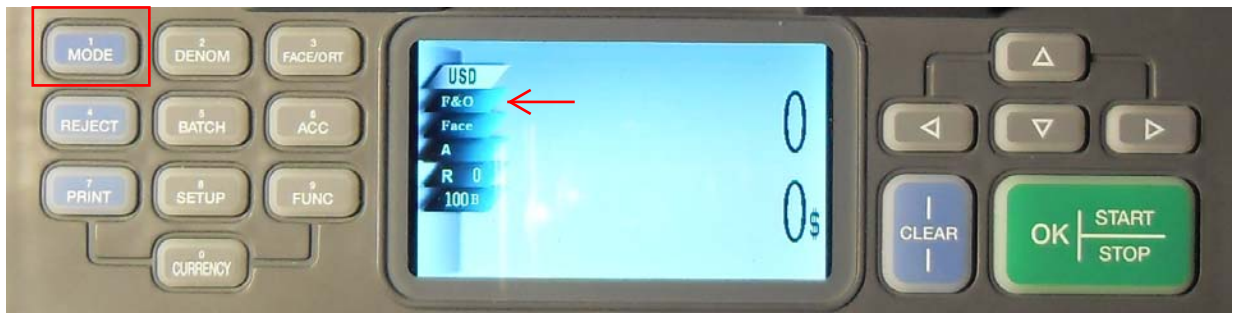
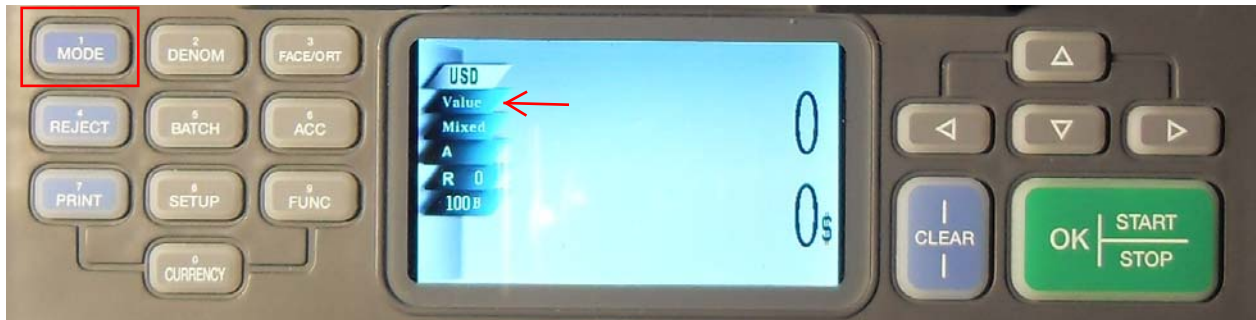


Features & Function of the N-GENE Currency Counter Discriminator

There are 4 modes on the N-GENE: **Value Count, Free Count, Facing-Orient & Serial # Detection**



To access each mode, Press the "**MODE**" key on the key pad located on left side of the display.

Each MODE has a single or multiple features within.

Value Count has two features: **Value - Mixed** & **Value -Auto**, to switch from one feature to another press the "DENOM" key.

1. **Value - Mixed**: Machine counts mixed denomination notes and displays the "total amount" counted.



The machine screen displays the breakdown of counted notes for 'Value Mixed' mode. The left menu shows 'USD', 'Value', 'Mixed' (highlighted with a red arrow), 'A', 'R 0', and '100B'. The right side shows a table with columns 'PCS' and 'AMT'.

	PCS	AMT
USD	1 \$	48
Value	2 \$	0
Mixed	5 \$	8
A	10 \$	2
R 0	20 \$	14
100B	50 \$	1
100 \$	1	100 \$
Total	74	538 \$


2. **Value - Auto**: Machine identifies the first note counted and sets its denomination as the standard note. Only notes of that denomination are counted. Any other denominations are rejected without stopping.



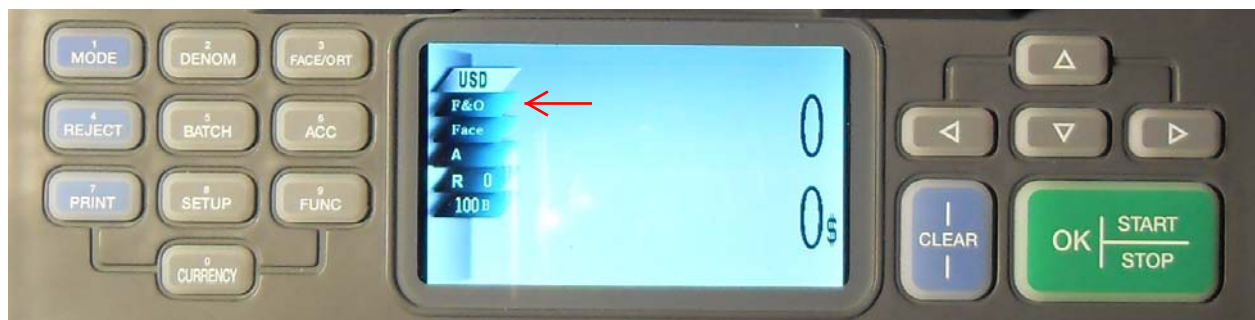
The machine screen displays the breakdown of counted notes for 'Value Auto' mode. The left menu shows 'USD', 'Value', 'Auto' (highlighted with a red arrow), 'A 1\$', 'R 0', and '100B'. The right side shows a table with columns 'PCS' and 'AMT'.

	PCS	AMT
USD	1 \$	28
Value	2 \$	0
Auto	5 \$	0
A	10 \$	0
R 0	20 \$	0
100B	50 \$	0
100 \$	0	0
Total	28	28 \$

FREE Count: is a piece counting, notes are counted without recognizing a specific denomination.



F&O: has two features for sorting Facing & Oriented.
To switch from one feature to another, press the "FACE/ORT" key.



N-GENE recognize direction of the banknotes



[FACE A]



[FACE B]

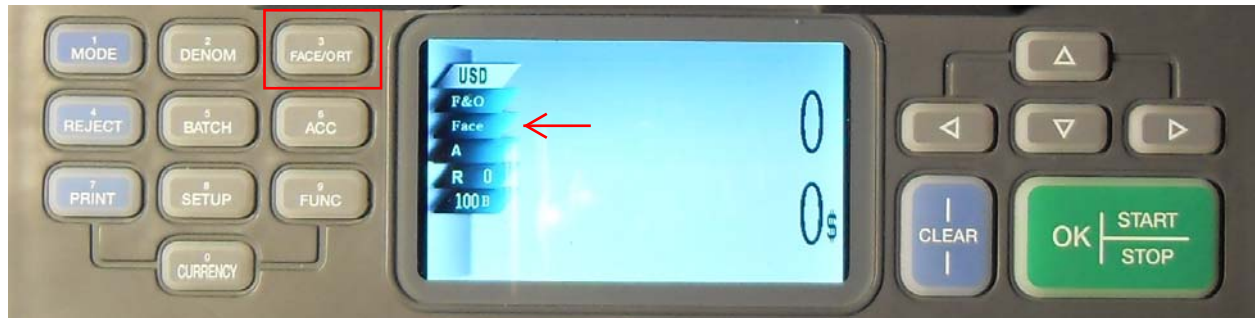


[FACE C]

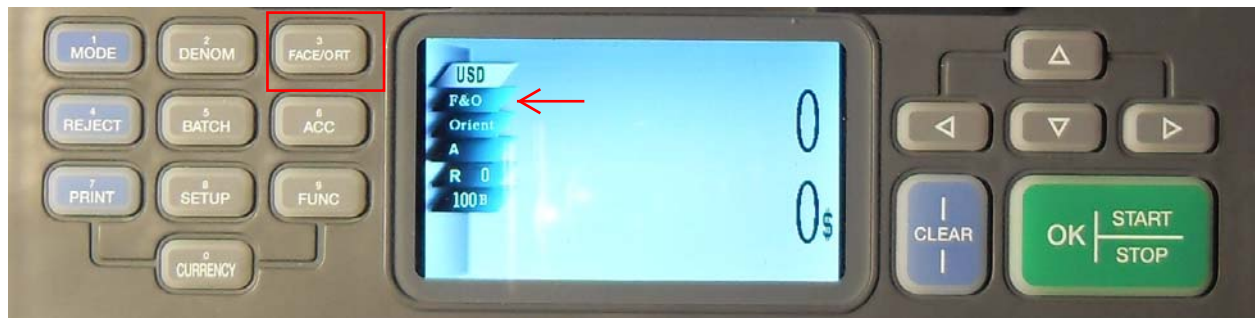


[FACE D]

FACE: in this mode machine identifies the first note counted and sets sorted of facing of that note either [Face A] & [Face B] or [Face C] & [Face D]



ORT: in this mode machine identifies the first note counted and sets sorted of Oriented of that note either [Face A] & [Face C] or [Face B] & [Face D]



Note: in F&O mode the screen will not display detail breakdown denominations counted.

Serial: in this mode Machine counts mixed denomination notes and also capture the serial on each note. The captured notes serial can be send to the connected printer by pressing "PRINT"

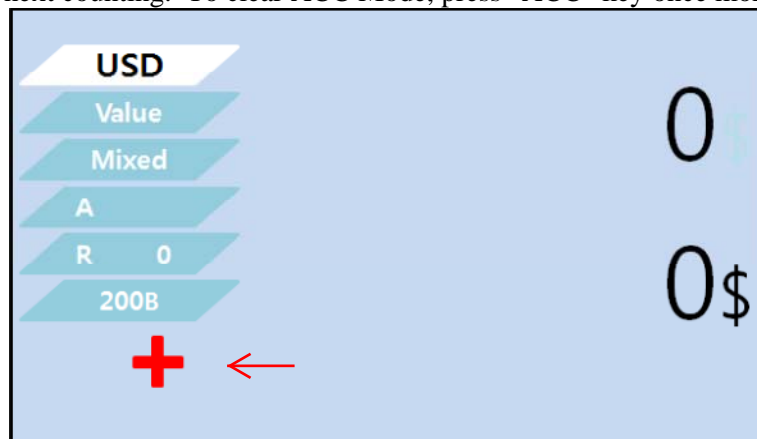
- * In this mode all notes has to be presorted with the same facing direction
- * Place notes FACE down onto the hopper.



REJECT key: by pressing "REJECT" key, you can check the reason of rejected notes in the reject pocket

Reject Reason		
Code	Reason	Count
	Suspect-UV	1

ACC key: By Pressing ACC key, the LCD is displayed ACC and the current counting result is added on next counting. To clear ACC Mode, press "ACC" key once more



[ACC mode is on]